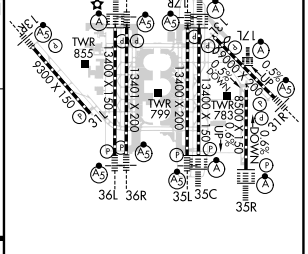
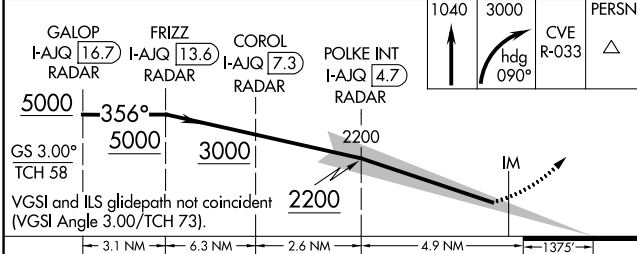
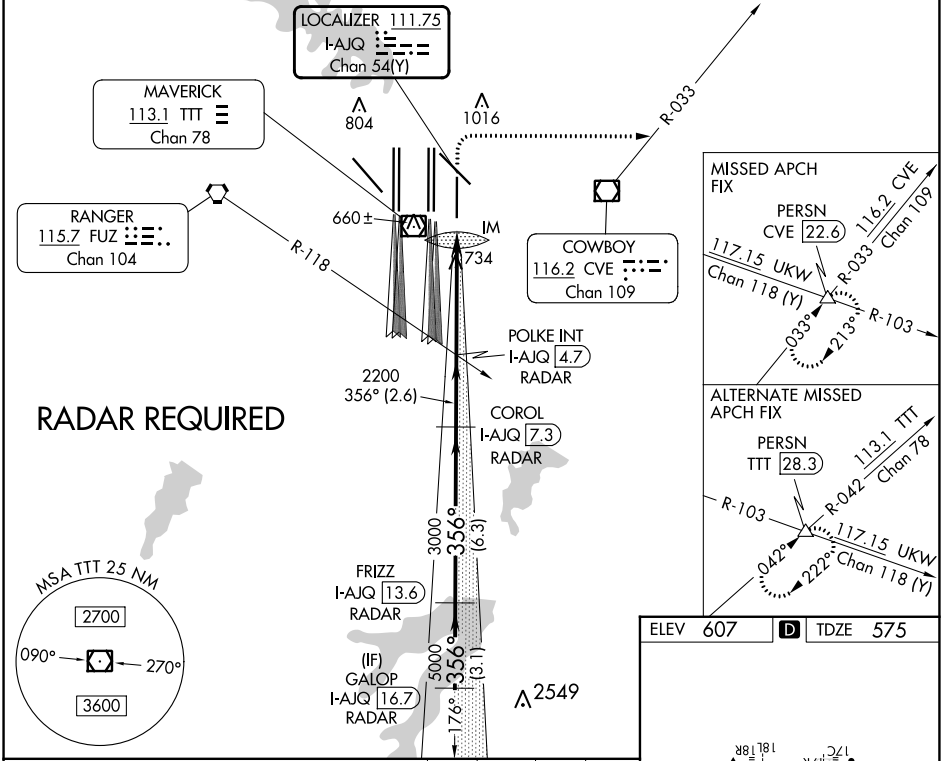


LOC/DME I-AJQ 111.75 Chan 54(Y)	APP CRS 356°	Rwy Idg TDZE Apt Elev 8500 575 607
--	------------------------	--

ILS RWY 35R (SA CAT I)

DALLAS-FORT WORTH INTL (DFW)

▽ Simultaneous approach authorized with Rwy 36L/R and Rwy 35L/C. DME required. Requires specific OPSPEC, MSPEC, or LOA approval and use of HUD to DH.		ALSF-2 	MISSED APPROACH: Climb to 1040 then climbing right turn to 3000 on heading 090° and CVE VOR/DME R-033 to PERSN/CVE 22.6 DME and hold.		
D-ATIS ARR 123.775 DEP 135.925	REGIONAL APP CON 119.4	DFW TOWER 126.55 127.5 EAST 124.15 134.9 WEST	GND CON 121.65 121.8 EAST 121.85 WEST	CLNC DEL 128.25	CPDLC



CATEGORY	A	B	C	D
S-ILS 35R	RA 144/14 150 DA 725			

SA CATEGORY I ILS - SPECIAL AIRCREW & AIRCRAFT CERTIFICATION REQUIRED

SC-2, 11 JUL 2024 to 08 AUG 2024

SC-2, 11 JUL 2024 to 08 AUG 2024