

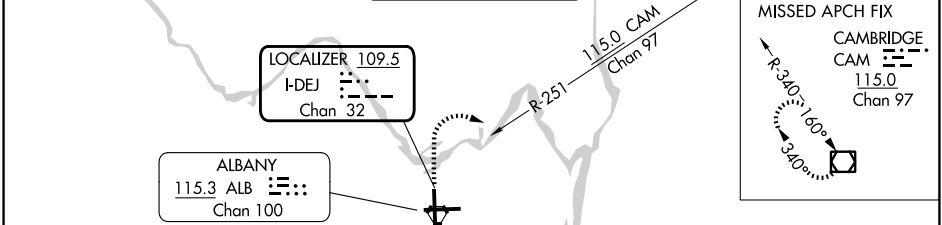
LOC/DME I-DEJ 109.5 Chan 32	APP CRS 011°	Rwy Ldg TDZE Apt Elev	8500 284 285
--	------------------------	-----------------------------	---

ILS RWY 1 (SA CAT II)

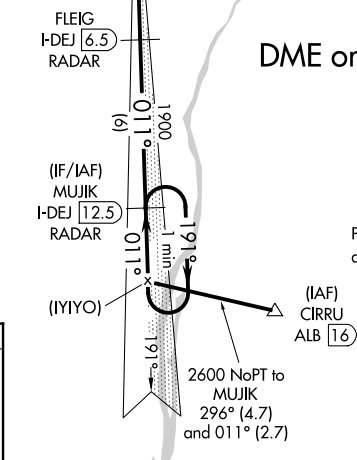
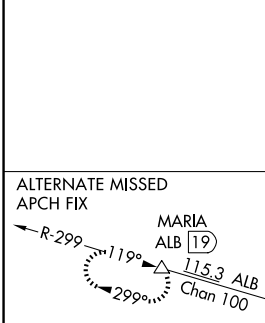
ALBANY INTL (ALB)

<p>DME or RADAR required. Reduced Lighting: Requires specific OPSPEC, MSPEC, or LOA approval and use of autoland or HUD to touchdown.</p>	<p>MALS R</p>	<p>MISSED APPROACH: Climb to 800 then climbing right turn to 5000 and on CAM VOR/DME R-251 to CAM VOR/DME and hold.</p>	
			<p>ALBANY APP CON 132.825 307.2</p>

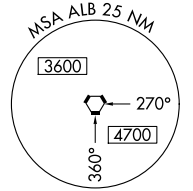
D-ATIS 120.45	ALBANY APP CON 132.825 307.2	ALBANY TOWER 119.5 257.8	GND CON 121.7 348.6	CLNC DEL 127.50
-------------------------	--	------------------------------------	-------------------------------	---------------------------



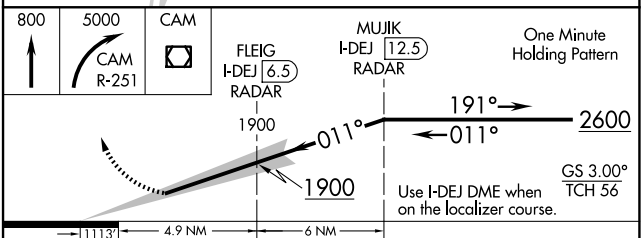
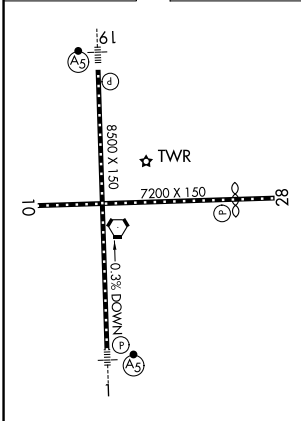
DME or RADAR REQUIRED



Procedure NA for arrivals at CIRRU on V91 southbound.



ELEV 285	D	TDZE 284
----------	----------	----------



CATEGORY	A	B	C	D
S-ILS 1	RA 100/12 100 DA 384			

SA CATEGORY II ILS - SPECIAL AIRCREW & AIRCRAFT CERTIFICATION REQUIRED

TDZ/CL Rwy 1
HIRL Rws 1-19 and 10-28
REIL Rws 10 and 28

NE-2, 14 MAY 2026 to 11 JUN 2026

NE-2, 14 MAY 2026 to 11 JUN 2026